



# Duct Grille Double with Damper LDG



## Description

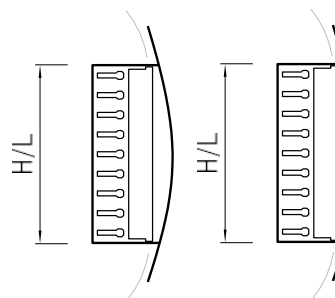
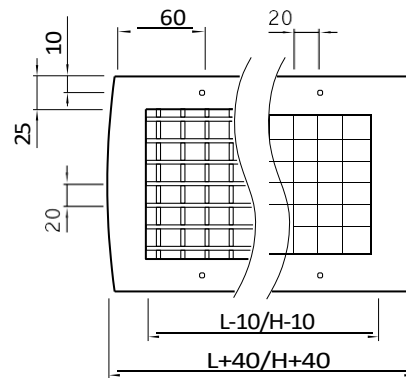
The LDG is a durable rectangular steel grille designed for quick, direct installation onto circular ductwork. With both vertical and horizontal adjustable slats, it gives you easy, flexible control over airflow direction.

Built for reliability, the LDG is suitable for both supply and extract air in non-aggressive environments with humidity levels up to 70%.

## Dimensions

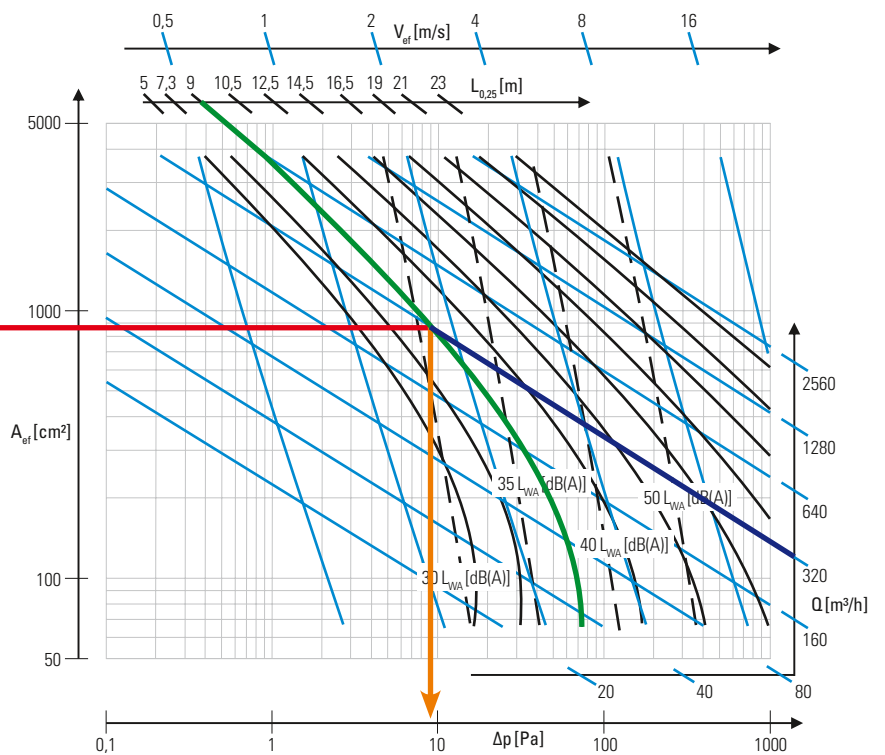
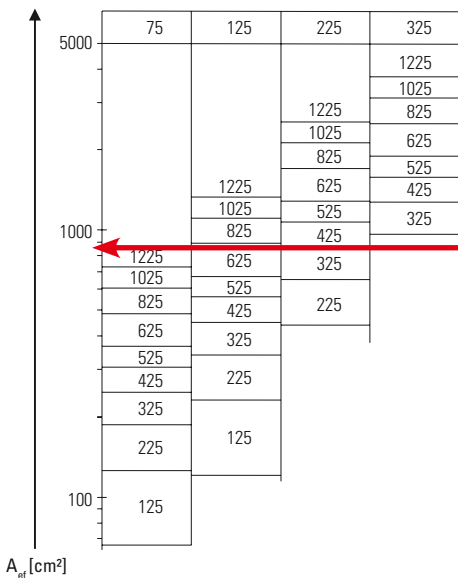
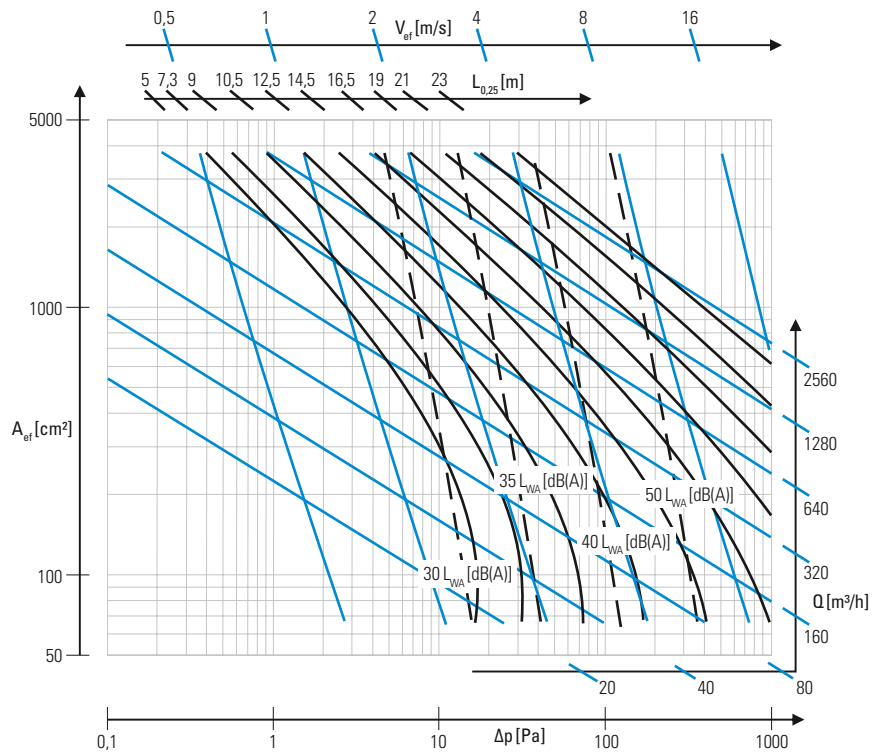
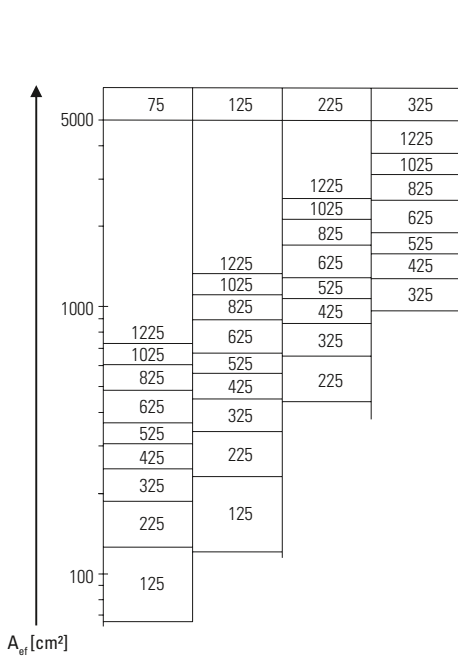
Dimension L-10 and H-10 it concerns neck of grilles

Size [mm]	Min Ø [mm]	Max Ø [mm]	Free area A <sub>ef</sub> [m <sup>2</sup> ]	Weight [kg]
325 x 75	200	315	0,019	1,14
325 x 125	250	400	0,034	1,54
425 x 75	200	315	0,025	1,44
425 x 125	250	400	0,045	1,94
525 x 75	200	315	0,031	1,73
525 x 125	250	400	0,056	2,35
525 x 160	400	500	0,082	2,85
625 x 75	200	315	0,037	2,02
625 x 125	250	400	0,067	2,76
825 x 125	250	400	0,089	3,56





# Duct Grille Double with Damper LDG



**Example (colours adequate to lines):**  
 • Air stream range  $Q = 320 \text{ m}^3/\text{h}$   
 • Range  $L_{0.25} = 9 \text{ m}$

**Diagram reading:**  
 • Grille selection: 125x625 or 225x425  
 •  $A_{\text{eff}} = 850 \text{ cm}^2$   
 • Pressure loss: 9.5 Pa  
 • Maximum outlet velocity: 1.8 m/s

sales@lindab.co.uk



W00-17-07

We reserve the right to make changes without prior notice

2026-02-18